



Product Features

Ciana Series symmetrical rectangle shaped architectural luminaire housing from aluminum extruded profile, seamlessly welded; smooth angle; available with matte White, Black, Silver or custom RAL finish; steel cable suspension system for direct ceiling mounting, with power supply unit integral inside fixture, and power feed cable through the 5-inch junction box cover plate; entire luminaire homogeneously illuminated, frosted PMMA lens; soft downward facing illumination characteristic for general illumination and maximum visual comfort; SAMSUNG LED with above 90CRI; available in 2700K, 3000K, 3500K, 4000K; 85% of luminous flux after 50000 hours; ETL damp location listed; universal power supply with 0-10v dimming capability.

Technical Specifications

INPUT VOLTAGE	Universal Input AC120-277V
FREQUENCY	50/60hz
COLOR TEMPERATURE	2700, 3000K, 3500K, 4000K
COLOR RENDERING INDEX	90
DISTRIBUTION	Direct
IP RATING	Damp Location
LIFE SPAN	>50,000 Hours
DIMMING	0-10v Dimming



CIANA SERIES | CA-Q

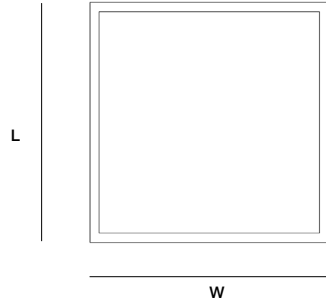
DIMENSIONS

SERIES & SIZE

- CA-Q-1
- CA-Q-2
- CA-Q-24
- CA-Q-4
- CA-Q-48

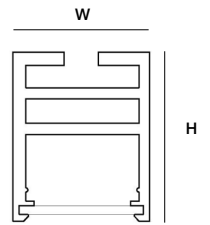
DIMENSION

- L12" x W12" x H3"
- L24" x W24" x H3"
- L48" x W24" x H3"
- L48" x W48" x H3"
- L48" x W95" x H3"

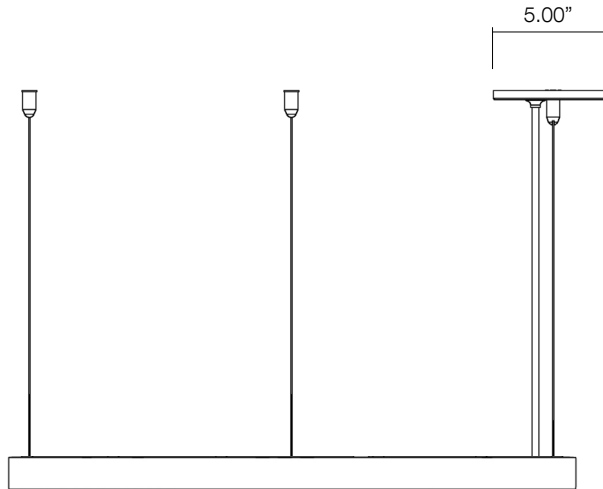


DIMENSION

W2" x H3"



Quick Mount



COLOR CHART (CHOOSE ONE)

CC
RAL

Specify Color Code:
Specify RAL Color:

						
GR - Green	BL - Blue	PP - Purple	PK - Pink	RD - Red	OG - Orange	YW - Yellow
						
MB - Matte Black	GB - Gloss Black	MW - Matte White	GW - Gloss White	OB - Oil Rubbed Bronze	GZ - Gloss Bronze	MS - Matte Silver
						
MBS - Matte Brass	GBS - Gloss Brass					