



Product Features

Vector Series triangular shaped architectural luminaire housing from aluminum extruded profile, seamlessly welded; available with matte Black, White, Silver or custom RAL finish; steel cable suspension system for direct ceiling mounting with power supply unit integral inside fixture, and power feed cable through the 5-inch junction box cover plate; entire luminaire homogeneously illuminated, frosted PMMA lens; soft downward facing illumination characteristic for general illumination and maximum visual comfort; SAMSUNG LED with above 90CRI; available in 2700K, 3000K, 3500K, 4000K; 85% of luminous flux after 50000 hours; ETL damp location listed; universal power supply with 0-10v dimming capability.

Technical Specifications

INPUT VOLTAGE	Universal Input AC120-277V
FREQUENCY	50/60hz
COLOR TEMPERATURE	2700, 3000K, 3500K, 4000K
COLOR RENDERING INDEX	90
DISTRIBUTION	Direct
IP RATING	Damp Location
LIFE SPAN	>50,000 Hours
DIMMING	0-10v Dimming



VECTOR SERIES | VC

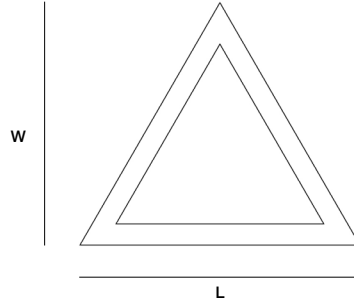
DIMENSIONS

SERIES & SIZE

- VC-T1
- VC-T2
- VC-T3
- VC-T4

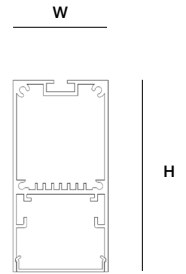
DIMENSION

- L16.37" x W14.18"
- L20.46" x W17.72"
- L30.69" x W26.57"
- L40.91" x W35.43"

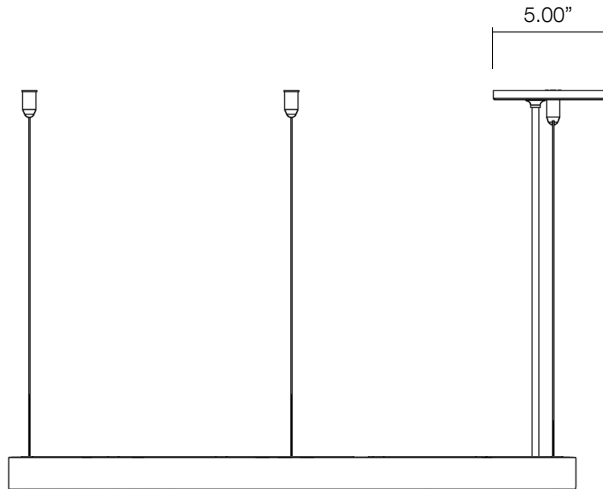


DIMENSION

- W2" x H3.4"
- W2" x H3.4"
- W2" x H3.4"



Quick Mount



COLOR CHART (CHOOSE ONE)

CC
RAL

Specify Color Code:
Specify RAL Color:

 GR - Green	 BL - Blue	 PP - Purple	 PK - Pink	 RD - Red	 OG - Orange	 YW - Yellow
 MB - Matte Black	 GB - Gloss Black	 MW - Matte White	 GW - Gloss White	 OB - Oil Rubbed Bronze	 GZ - Gloss Bronze	 MS - Matte Silver
 MBS - Matte Brass	 GBS - Gloss Brass	 CNH285 - American Walnut	 QL0928 - European Cherry	 QL0503 - Light Oak	 QL0411 - Maple	 QL0908 - Palisander Santos

EMB SPEC

Model	Battery Capacity	Input	Output	Output Power	Operating Temp	Installation
EMB-H08170	90mins	100-347VAC	170VDC	8W	0°C ~ 50°C 32°F ~ 122°F	Field Install
EMB-H18170	90mins	100-347VAC	170VDC	18W	0°C ~ 50°C 32°F ~ 122°F	Field Install

