

Illuminated

Non-Illuminated

Product Features

LUMI BLADE Series - Suspended version - modern architectural luminaire, ultra-thin transparent optics panel, enveloped in a signature “I-beam” shaped frame. Edgelit illumination creates the “floating” effect. Housing from aluminum extruded profile; available with standard matte White finish; steel cable suspension system through surface canopy; 90CRI; field selectable CCT 3000K ~ 4000K; 88% of luminous flux after 50000 hours; cULus damp location listed; universal power supply 0-10v dimming capability.

Technical Specifications

INPUT VOLTAGE	Universal Input AC120-277V
FREQUENCY	50/60hz
LUMEN	2028 - 4026LM
WATTAGE	20 - 40W
LPW	95 - 102
COLOR TEMPERATURE	Field Selectable CCT 3000K, 3500K, 4000K
COLOR RENDERING INDEX	90+
DISTRIBUTION	Edgelit - Asymmetric distribution
IP RATING	Damp Location
LIFE SPAN	>50,000 Hours
DIMMING	0-10v Dimming



LUMI BLADE SERIES | SUSPENDED

SUBMITTAL WORKSHEET

Order Code Example: **LMB** **- L4** **- SC** **- QMR** **- WH** **- OPTIONS**
 A B C D E F

A SERIES (CHOOSE ONE)

LMB LUMI Blade

B SIZE & OUTPUT (CHOOSE ONE)

CODE		DISTRIBUTION	POWER & LUMEN		LPW	DIMENSION
L2	QS	Edgelit - Asymmetric Distribution	20W	2,028lm	102	L23.64" x W1.59" x H5.34"
L3	QS	Edgelit - Asymmetric Distribution	40W	3,791lm	95	L35.46" x W1.59" x H5.34"
L4	QS	Edgelit - Asymmetric Distribution	40W	4,027lm	102	L47.28" x W1.59" x H5.34"

C CCT - DIRECT (CHOOSE ONE)

SC **QS** Field Selectable 3000K / 3500K / 4000K

D MOUNTING

QMR* **QS** 5FT Suspension, 5FT White Power Cord, 4.5-Inch Round J-box Plate & 1.6-Inch Mounting Plate
QMS* **QS** 5FT Suspension, 5FT White Power Cord, 4.5-Inch Square J-box Plate & 1.6-Inch Mounting Plate

QMR-T* **QS** 5FT Suspension, 5FT White Power Cord, 4.5-Inch Round J-box Plate & 1.6-Inch Mounting Plate with Adjustable T-Bar Clip
QMS-T* **QS** 5FT Suspension, 5FT White Power Cord, 4.5-Inch Square J-box Plate & 1.6-Inch Mounting Plate with Adjustable T-Bar Clip

*see pg. 5 for detail

- 4" Octagon box included, adjustable T-bar clip suitable for 9/16" Flat, 9/16" Slot, 15/16" Flat T-bar grid spec

E FINISH

MW **QS** Matte White

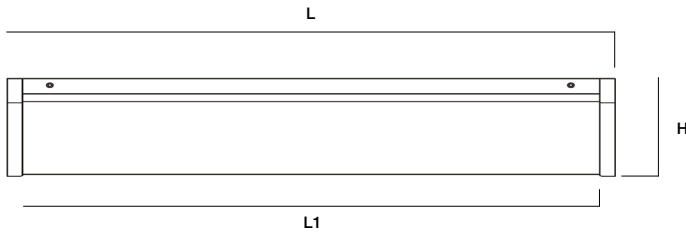
F OPTIONS

blank 120/277V 0-10V Dimming
AIA Assembled in America, Compliant with BAA (COTS)
JBP-WH Flat J-box Coverplate, Matte White Finish
DROP-12 12FT Suspension, 12FT White Power Cord
CLIP-B Butterfly Clip
-T Adjustable T-Bar Clip
EMB-H08170* **QS** Self-Diagnostic High Voltage Output Emergency Battery 8W 100-347VAC Input 170VDC Output
EMB-H18170* **QS** Self-Diagnostic High Voltage Output Emergency Battery 18W 100-347VAC Input 170VDC Output

*see page 4 for spec

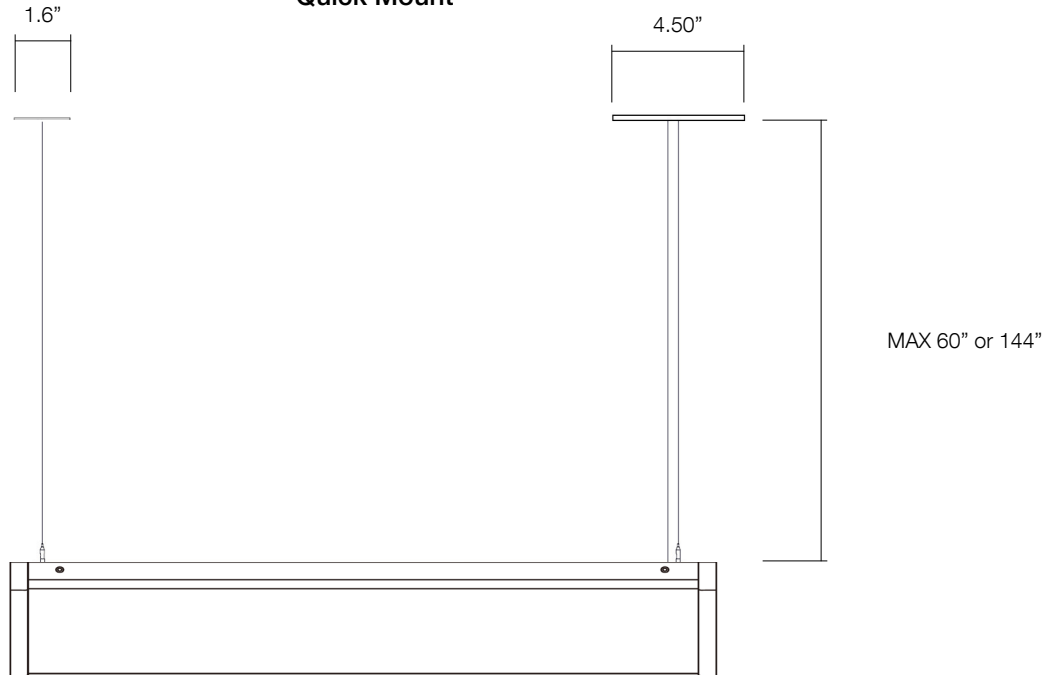
LUMI BLADE SERIES | SUSPENDED

DIMENSIONS



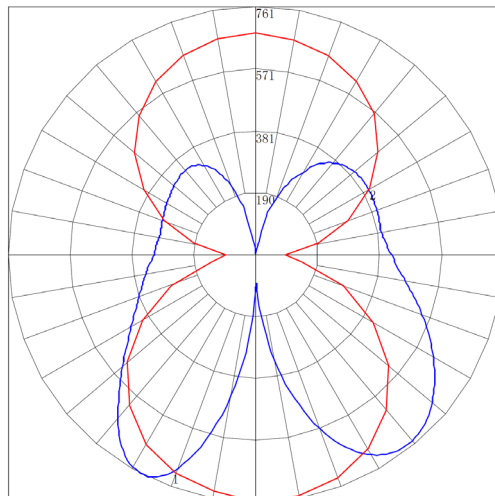
SIZE	DIMENSION		W	W1	H
	L	L1			
L2	23.64"	22.46"	1.59"	0.57"	5.34"
L3	35.46"	34.28"	1.59"	0.57"	5.34"
L4	47.28"	46.10"	1.59"	0.57"	5.34"

Quick Mount



PERFORMANCE

Maximum Candela = 761.1 Located At Horizontal Angle = 270, Vertical Angle = 27
 # 1 - Vertical Plane Through Horizontal Angles (270 - 90) (Through Max. Cd.)
 # 2 - Horizontal Cone Through Vertical Angle (27) (Through Max. Cd.)

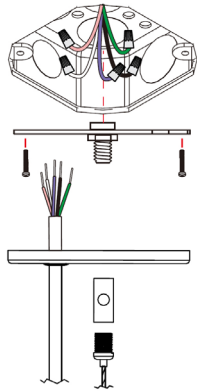


LUMI BLADE SERIES | SUSPENDED

INSTALLATION

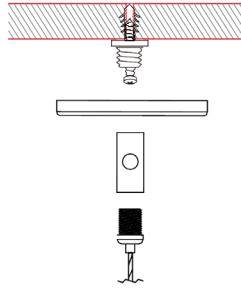
Drywall / Ceiling Tile Install

Part# QMR / QMS



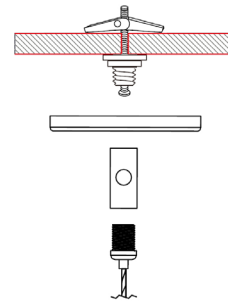
4.5-inch J-box plate
for direct wiring with input & dimming source
J-box plate supports (1) cable suspension

Part# QMR / QMS



1.6-inch mounting plate
with drywall anchor
(1) cable suspension

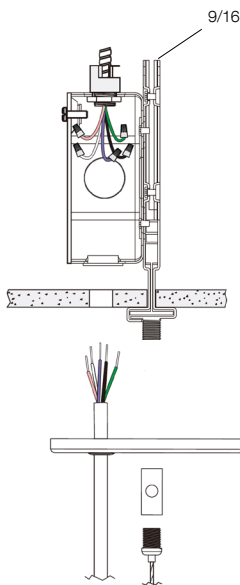
Optional: Butterfly Clips
Part#CLIP-B



1.6-inch mounting plate
with butterfly clips
(1) cable suspension

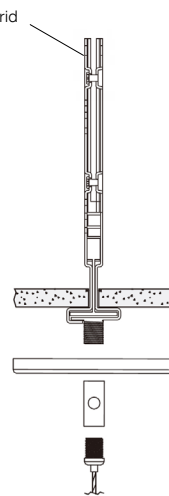
T-Grid Install

Part# QMR-T / QMS-T



4.5-inch J-box plate
Adjustable T-Bar Clip*
4" Octagon Box included with T-Bar Clip
J-box plate supports (1) cable suspension

Part# QMR-T / QMS-T



1.6-inch mounting plate
Adjustable T-Bar Clip*
(1) cable suspension

*suitable for 9/16" Flat, 9/16" Slot, 15/16" Flat T-bar grid spec